

# Coral Princess®

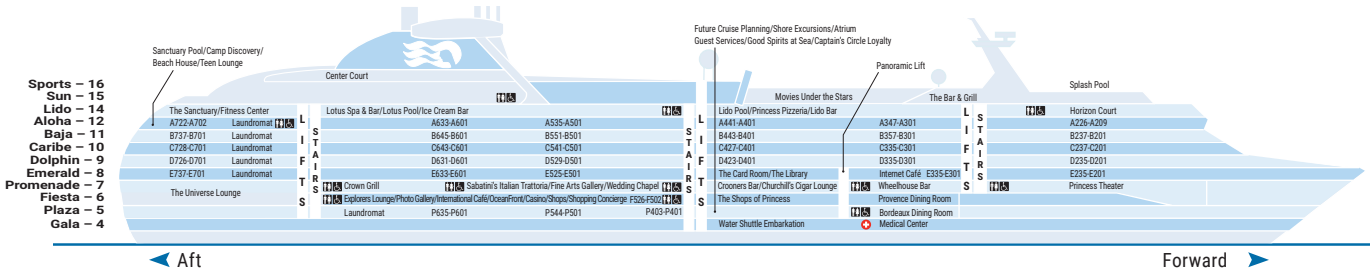
Guest Capacity: 2,000

Length: 965 ft.

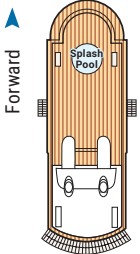
Gross Tonnage: 91,627

Inaugural Cruise: January 17, 2003


Christened by: Mireya Moscoso, President of Panama



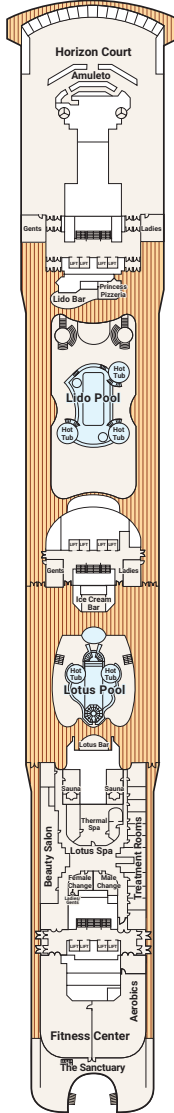
## Sports 16



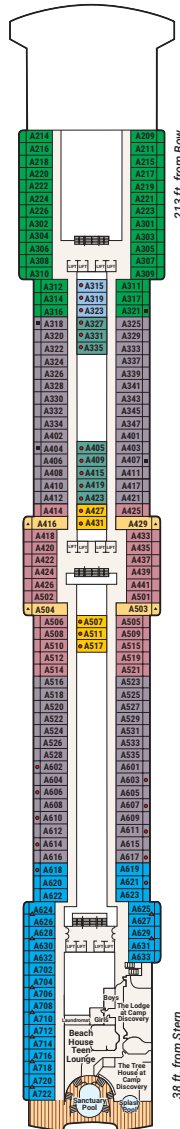
## Sun 15



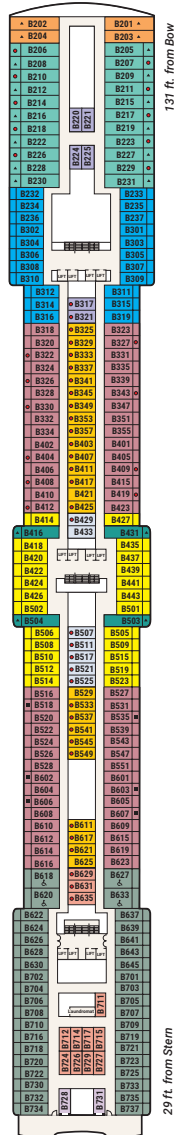
## Lido 14



## Aloha 12



## Baja 11



Public venues and stateroom categories may vary and are subject to change.

**Stateroom Description**

**SUITE**

- S5 Premium suite** Mid-ship (Dolphin)
- S6 Vista suite** Aft (Caribe, Dolphin)

**RESERVE COLLECTION MINI-SUITE**

- M1 Premium** Mid-ship (Baja, Caribe, Dolphin)

**MINI-SUITE**

- Mb** Mid-forward, Mid-aft (Dolphin), Mid-ship (Aloha)
- Md** Aft (Caribe, Dolphin)
- Me** Forward (Baja, Caribe, Dolphin)
- My** No balcony Forward (Baja, Caribe)

**BALCONY**

- B1 Premium** Mid-ship (Caribe)
- B2 Premium** Mid-forward, Mid-aft (Caribe)

**BALCONY (CONT.)**

- BA** Mid-ship (Baja, Caribe, Dolphin)
- BB** Mid-forward, Mid-aft (Baja), Mid-ship (Aloha)
- BC** Mid-forward, Mid-aft (Aloha)
- BD** Aft (Baja, Caribe, Dolphin)
- BE** Forward (Baja, Caribe, Dolphin), Aft (Aloha, Emerald)
- BF** Forward (Aloha, Emerald)
- BY** Obstructed view Forward (Dolphin)
- BZ** Obstructed view Forward (Emerald)

**OCEANVIEW**

- O5 Premium** Forward (Dolphin)
- O6 Premium** Forward (Emerald)

**OCEANVIEW (CONT.)**

- OB** Mid-ship (Fiesta, Plaza)
- OC** Mid-aft (Fiesta, Plaza)
- OD** Aft (Baja)
- OE** Aft (Emerald, Plaza)
- OV** Obstructed view Mid-ship (Emerald)
- OW** Obstructed view Mid-forward, Mid-aft (Emerald)
- OY** Obstructed view Aft (Emerald)
- OZ** Obstructed view Forward (Emerald)

**INTERIOR**

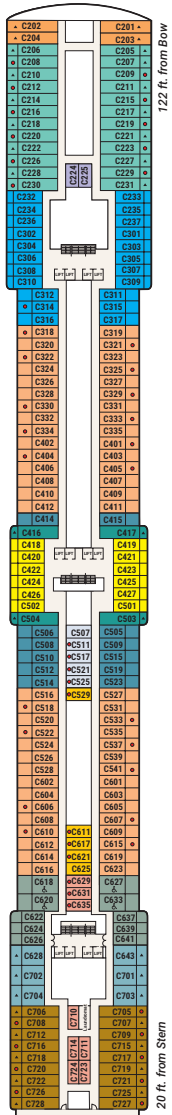
- IA** Mid-ship (Baja, Caribe)
- IB** Mid-forward (Baja), Mid-aft (Baja, Caribe), Mid-ship (Aloha, Plaza)

**INTERIOR (CONT.)**

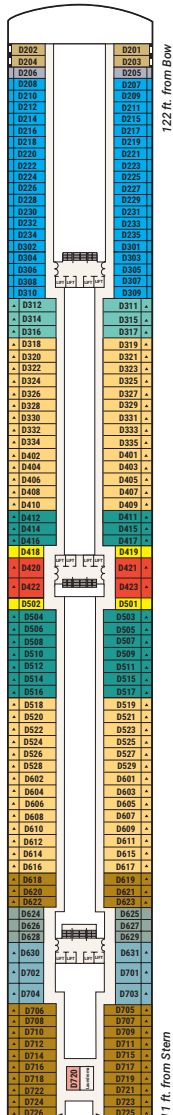
- IC** Mid-forward (Aloha), Mid-aft (Plaza)
- ID** Aft (Baja, Caribe, Dolphin)
- IE** Forward (Baja, Caribe), Aft (Emerald, Plaza)
- IF** Forward (Aloha)

- ♿ Fully Accessible stateroom, roll-in shower only
- Will accommodate third and fourth person
- ▲ Will accommodate third person
- ◻ Will accommodate third and fourth person, fourth berth is rollaway bed
- Connecting staterooms

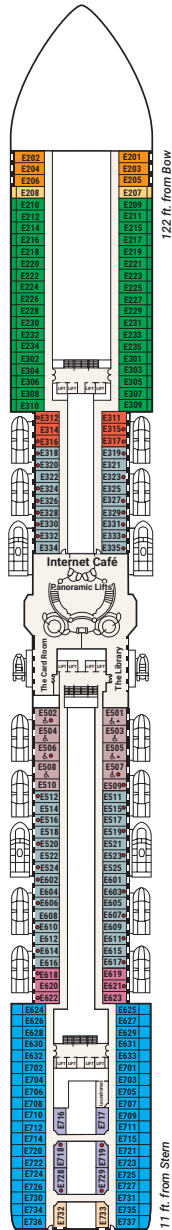
**Caribe 10**



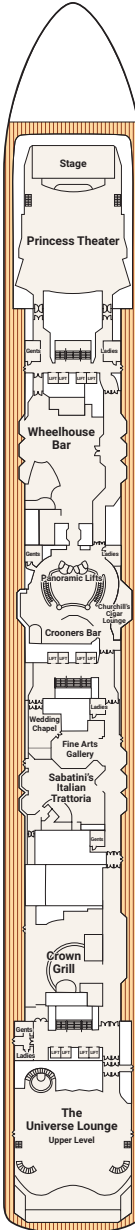
**Dolphin 9**



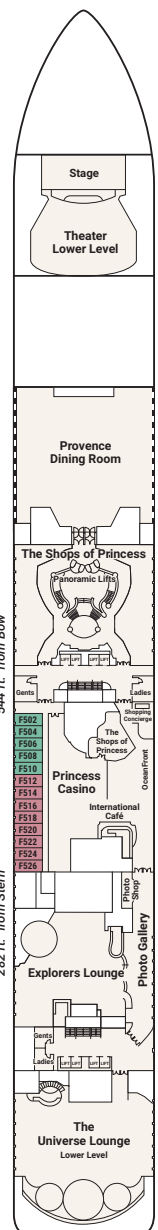
**Emerald 8**



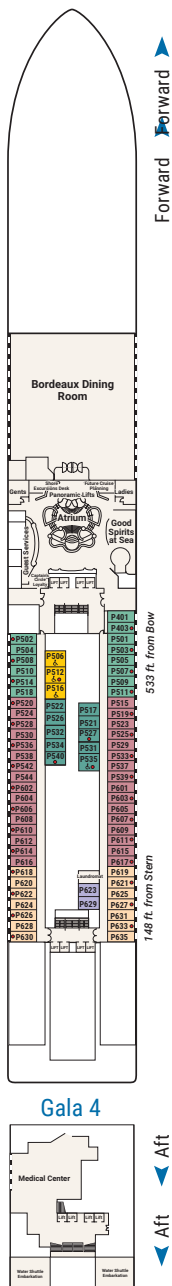
**Promenade 7**



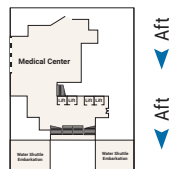
**Fiesta 6**



**Plaza 5**



**Gala 4**



Note: Some areas of the ship are not accessible to wheelchairs and scooters. Distances shown are from the bow (forward) or stern (aft) to the nearest stateroom. Most interior stateroom entrances face the starboard side of the ship. Certain stateroom categories may vary in size and configuration by ship. Stateroom views are considered unobstructed. Obstructions do not include certain nautical items like handrails, dividers or ship hardware. For balcony staterooms, the view is determined from the perspective of the balcony railing. Balconies may have either solid steel or glass railings. Upper berth and bed ladder capacities are 250 lbs. Staterooms that can accommodate rollaways have two lower berths and one upper berth, and the staterooms can accommodate a fourth berth as a rollaway bed upon request at time of reservation. There are a limited number of rollaway beds per ship, per voyage. Use of rollaway beds restricts cabin space. Call 1.800.774.6237 for more information.