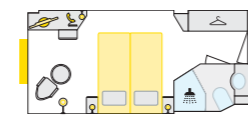
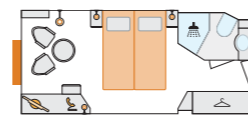


A-ROSA DONNA

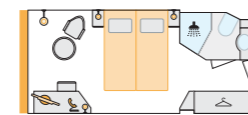
SHIPYARD: Neptun Werft GmbH, Warnemünde
PASSENGERS: max. 242 guests
CABINS: 100 outside cabins
LENGTH/WIDTH: 124.5 m/14.4 m
SPEED: max. 24 km/h
POWER: 2 x 800 kW, a total of 2,174 PS
YEAR OF CONSTRUCTION: 2002
FLAG: Germany



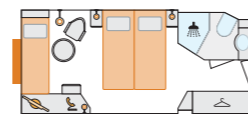
S 2-bed outside cabin, 14.5m², deck 1



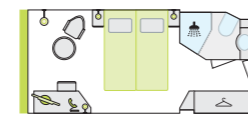
A 2-bed outside cabin, 15.5m², deck 1



C 2-bed outside cabin with Juliette balcony, 16m², deck 2



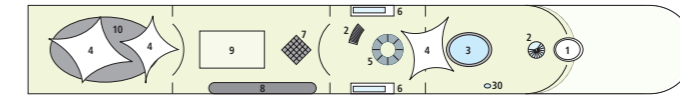
A 2-bed outside cabin with extra bed, 15.5m², deck 1




B 2-bed outside cabin with panorama window, 16.5m², deck 3

360° Experience the ship with our 360° virtual ship tour: www.arosa-cruises.com/danubeships

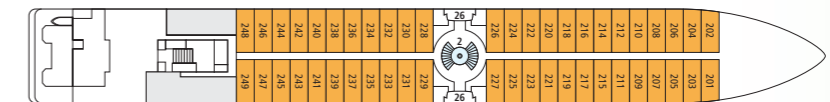
DECK 4 (SUN DECK)



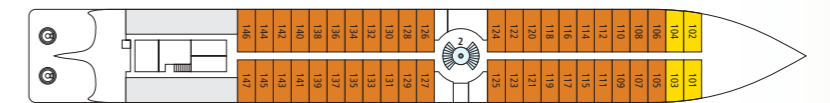
DECK 3



DECK 2



DECK 1



DECK PLAN

- | | | |
|-----------------------------|----------------------|-------------------------------------|
| 01 WHEELHOUSE | 12 DAY LOUNGE | 23 BAR |
| 02 STAIRS | 13 CAFÉ/BAR | 24 PANORAMA LOUNGE |
| 03 SWIMMING POOL | 14 MARKET RESTAURANT | 25 STAGE/DANCE FLOOR |
| 04 AWNINGS | 15 RECEPTION | 26 FOYER |
| 05 LIGHT DOME | 16 MASSAGE/BEAUTY | 27 TOILETS |
| 06 GANGWAYS | 17 FINNISH SAUNA | 28 ONBOARD SHOP |
| 07 GIANT CHESSBOARD | 18 ORGANIC SAUNA | 29 GOURMET BUFFET WITH LIVE COOKING |
| 08 SHUFFLEBOARD | 19 CHANGING ROOMS | 30 OUTDOOR SHOWER |
| 09 PUTTING GREEN/CRAZY GOLF | 20 MASSAGE SHOWERS | |
| 10 BAR & GRILL STATION | 21 RELAXATION AREA | |
| 11 RESTAURANT OUTDOOR AREA | 22 GYM | |

The windows can only be opened in the cabin category of 2-bed outside cabin C with Juliette balcony.

THOSE IN NEED OF ASSISTANCE AND PEOPLE WITH LIMITED MOBILITY:

The decks of this ship are only accessible via stairs, which may mean there are some limitations. For personal consultation, please call the *A-ROSA Service Center* at +49 (0)381 202 6001.

TIP FOR FAMILIES:

This ship has cabins with an extra bed on deck 1 in the following cabins of category A: 107 | 108 | 124 | 125 | 126 | 127 | 142 | 143 | 144 | 145.