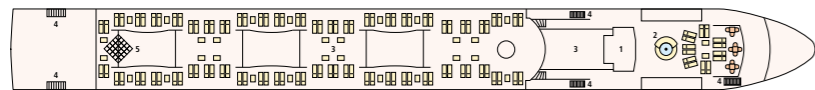


A-ROSA ALEA / CLEA

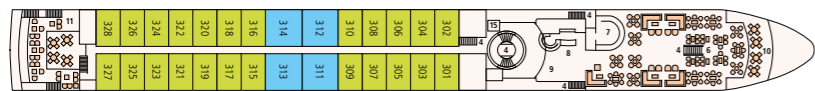
SHIPYARD: Scheepswerft Jac. Den Breejen B.V.,
Hardinxveld-Giessendam (NL)
PASSENGERS: 138 guests (ALEA), 140 guests (CLEA)
CABINS: 65 outside cabins, 4 junior suites (ALEA)
68 outside cabins, 2 junior suites (CLEA)

LENGTH/ WIDTH: 110 m x 11.45 m
SPEED: max. 22 km/h
ENGINE POWER: 1,492 kW
YEAR OF CONSTRUCTION: 2009
FLAG: Germany

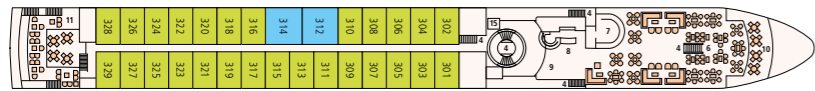
DECK 4 (SUN DECK)




DECK 3 (A-ROSA ALEA)



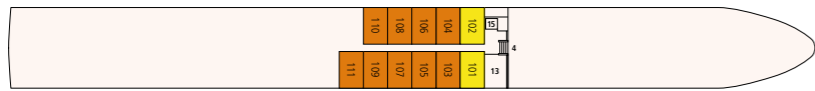
DECK 3 (A-ROSA CLEA)



DECK 2



DECK 1



DECK PLAN

- 01 WHEELHOUSE
- 02 WHIRLPOOL
- 03 SEATING AND RECLINERS WITH SUNSHADE
- 04 STAIRS
- 05 GIANT CHESSBOARD
- 06 PANORAMA LOUNGE
- 07 LOUNGE BAR
- 08 RECEPTION
- 09 LOBBY
- 10 OUTDOOR AREA LOUNGE
- 11 CLUB LOUNGE WITH DRINK STATION
- 12 MARKET RESTAURANT
- 13 GYM
- 14 TOILETS
- 15 LIFT

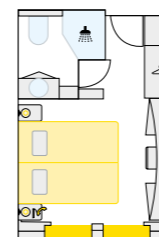
FROM 2025,
A-ROSA ALEA
WILL MOVE TO
FRANCE'S SEINE
WITH A HOMEPORT
RIGHT IN THE
CAPITAL'S
HEART.



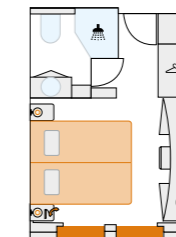
Windows can only be opened in cabins from deck 2 onwards.

THOSE IN NEED OF ASSISTANCE AND PEOPLE WITH LIMITED MOBILITY:

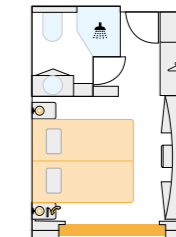
The ship has a lift between deck 1 and deck 3.
For a personal consultation, please call the
A-ROSA Service Center at +49 (0)381 202 6001.



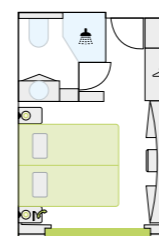
S 2-bed outside cabin,
14 m², deck 1



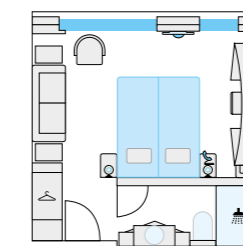
A 2-bed outside cabin,
14 m², deck 1



C 2-bed outside cabin
with Juliette balcony,
15 m², deck 2



D 2-bed outside cabin
with Juliette balcony,
15 m², deck 3



E 2-bed junior suite
with Juliette balcony,
23 m², deck 3