

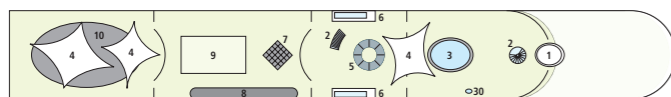
A-ROSA BELLA

IDENTICAL IN CONSTRUCTION TO
A-ROSA MIA, A-ROSA RIVA

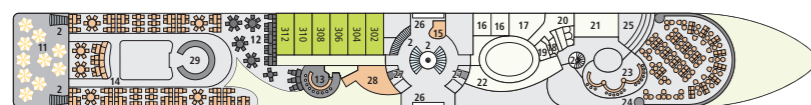
SHIPYARD: Neptun Werft GmbH, Warnemünde
PASSENGERS: max. 242 guests
CABINS: 100 outside cabins per ship
LENGTH/WIDTH: 124.5 m/14.4 m
SPEED: max. 24 km/h
POWER: 2 x 800 kW, a total of 2,174 PS
YEAR OF CONSTRUCTION: 2002 A-ROSA BELLA,
 2003 A-ROSA MIA, 2004 A-ROSA RIVA
FLAG: Germany (A-ROSA RIVA: Switzerland)



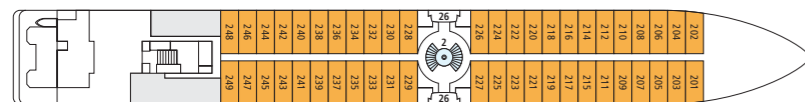
DECK 4 (SUN DECK)



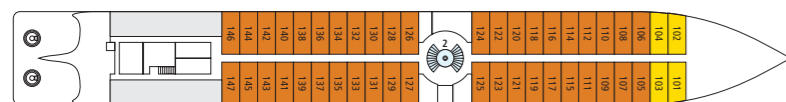
DECK 3



DECK 2

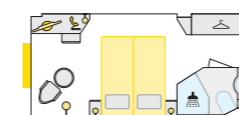


DECK 1

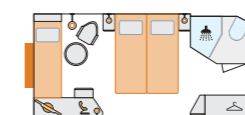


DECK PLAN

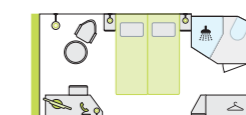
- 01 WHEELHOUSE
- 02 STAIRS
- 03 SWIMMING POOL
- 04 AWNINGS
- 05 LIGHT DOME
- 06 GANGWAYS
- 07 GIANT CHESSBOARD
- 08 SHUFFLEBOARD
- 09 PUTTING GREEN/CRAZY GOLF
- 10 BAR & GRILL STATION
- 11 RESTAURANT OUTDOOR AREA
- 12 DAY LOUNGE
- 13 CAFÉ/BAR
- 14 MARKET RESTAURANT
- 15 RECEPTION
- 16 MASSAGE/BEAUTY
- 17 FINNISH SAUNA
- 18 ORGANIC SAUNA
- 19 CHANGING ROOMS
- 20 MASSAGE SHOWERS
- 21 RELAXATION AREA¹
- 22 GYM
- 23 BAR
- 24 PANORAMA LOUNGE
- 25 STAGE/DANCE FLOOR
- 26 FOYER
- 27 TOILETS
- 28 ONBOARD SHOP
- 29 GOURMET BUFFET WITH LIVE COOKING
- 30 OUTDOOR SHOWER



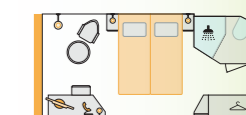
S 2-bed outside cabin, 14.5m², deck 1



A 2-bed outside cabin with extra bed, 15.5m², deck 1



B 2-bed outside cabin with panorama window, 16.5m², deck 3



C 2-bed outside cabin with Juliette balcony, 16m², deck 2

The windows can only be opened in the cabin category of 2-bed outside cabin C with Juliette balcony.

THOSE IN NEED OF ASSISTANCE AND PEOPLE WITH LIMITED MOBILITY:

The decks of the ships are only accessible via stairs, which may mean there are some limitations.

For personal consultation, please call the *A-ROSA Service Center* at +49 (0)381 202 6001.

 Experience the ship with our 360° virtual ship tour:
www.rosa-cruises.com/danubeships

¹Structural feature of the A-ROSA RIVA.